District LD 5

As of May 2026 Cumulative

Year	New Clubs	Dropped Clubs	Gain/ Loss Clubs	New Members	Charter Members	Reinstate Members	Transfer Members	Total Member Added	Total Members Dropped	Gain/ Loss Members
2021-2022	4	6	-2	168	133	40	10	351	305	46
2022-2023	1	2	-1	149	44	4	5	202	310	-108
2023-2024	1	0	1	223	29	10	11	273	187	86
2024-2025	2	0	2	237	45	12	5	299	211	88
2025-2026	3	0	3	201	65	4	9	279	260	19
Average	**2**	**2**	**1**	**196**	**63**	**14**	**8**	**281**	**255**	**26**

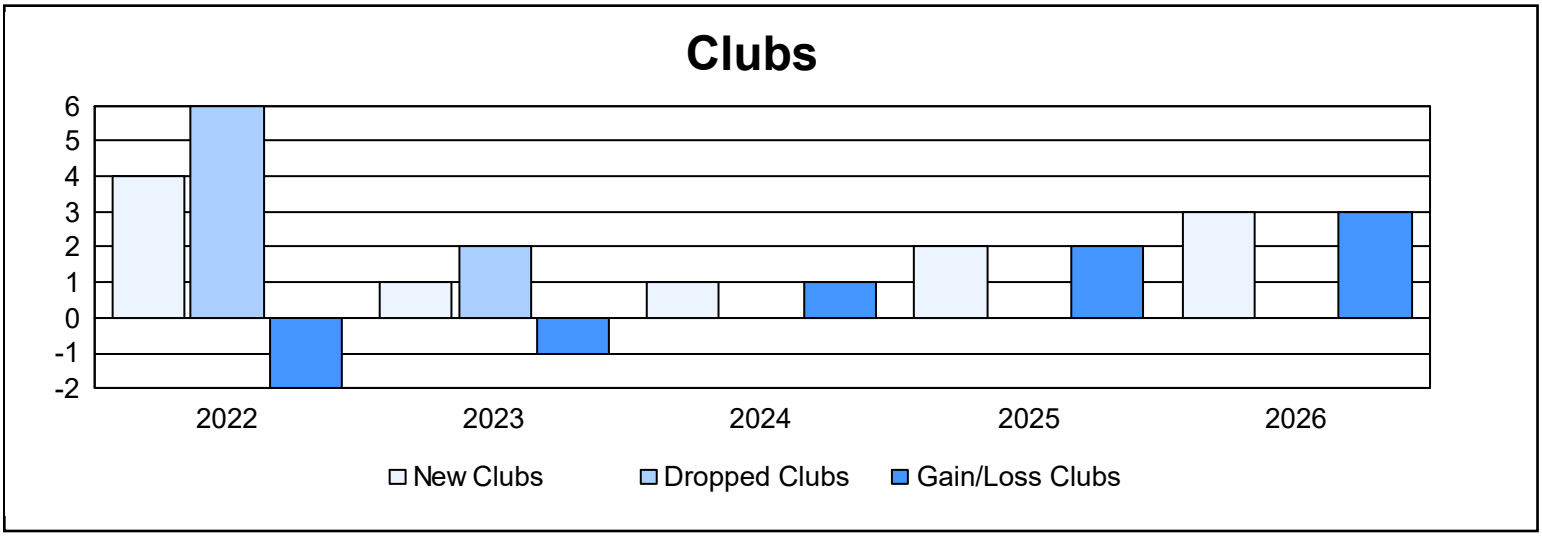

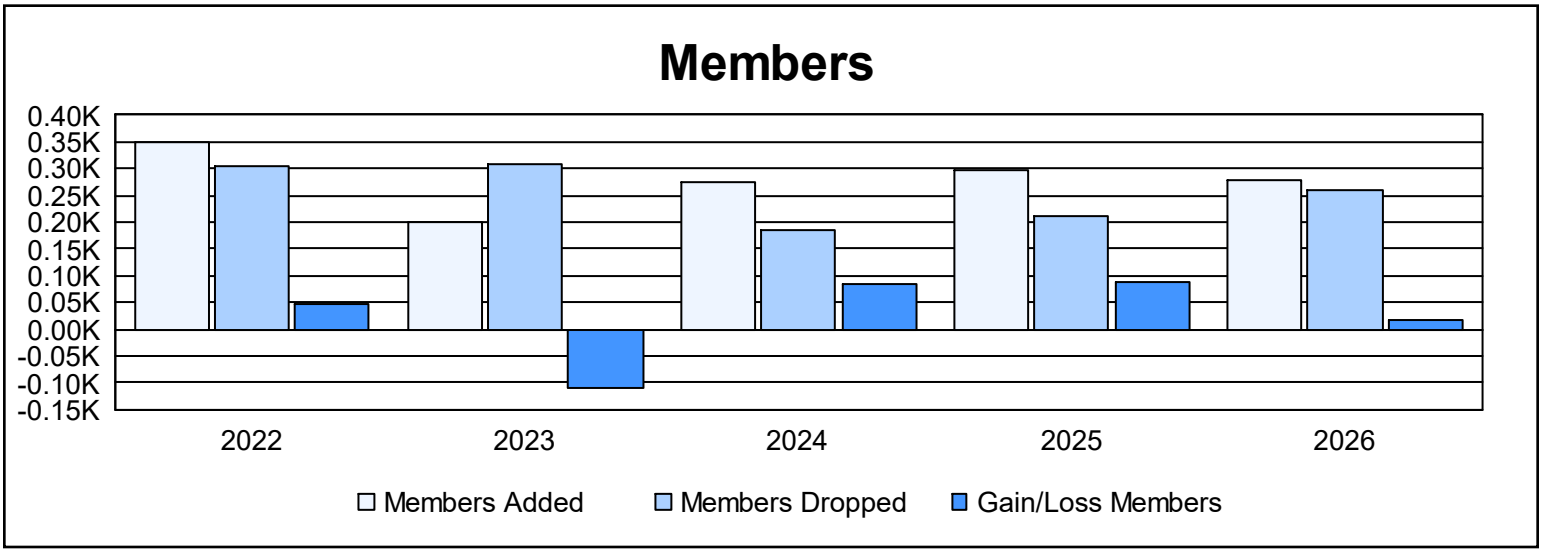

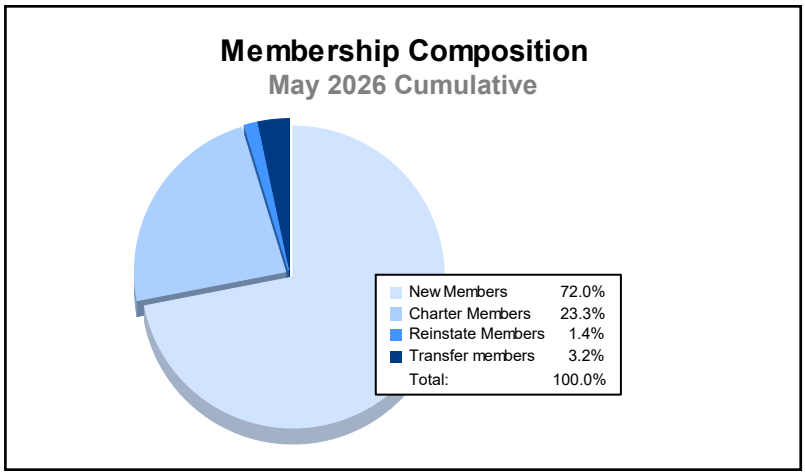
Membership Composition
May 2026 Cumulative
New Members 72.0%
Charter Members 23.3%
Reinstate Members 1.4%
Transfer members 3.2%
Total: 100.0%

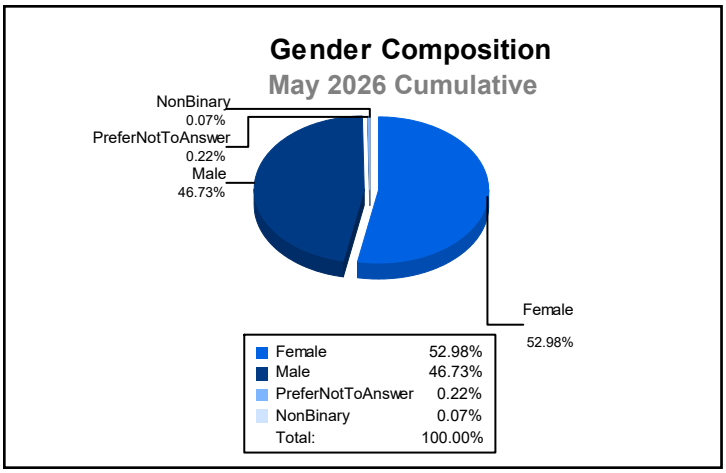
Gender Composition
May 2026 Cumulative
NonBinary
0.07%
PreferNotToAnswer
0.22%
Male
46.73%
Female
52.98%
Female 52.98%
Male 46.73%
PreferNotToAnswer 0.22%
NonBinary 0.07%
Total: 100.00%